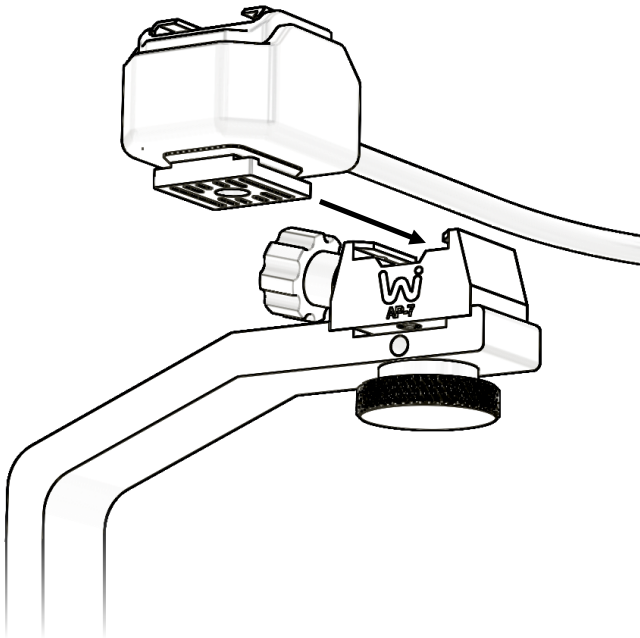


About the AP-7

The **AP-7** is a universal Flash Adapter which securely holds most flashes, shoe cords or shoe adapters attached to other devices.



Slide the off-camera shoe cord or remote trigger equipped flash into the Flash Adapter until it stops and tighten the knob.

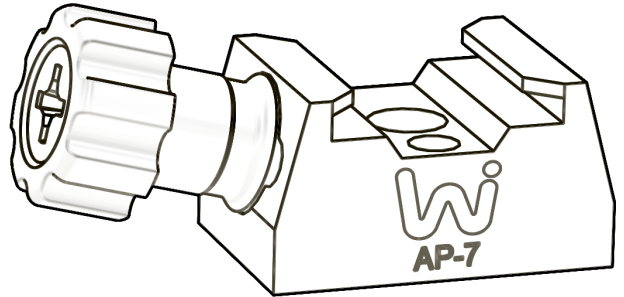
Wimberley

AP-7 Cold Shoe Flash Adapter

Made in USA



AP-7 Flash Adapter



Package Contents:

- **Flash Adapter:** AP-7 Universal Cold Shoe (Qty 1)
- **Thumb Screw:** 1/4-20 x 7/16" Length Thumbscrew (Qty 1)
- **Hex Key:** 3/32 (Qty 1)

Dimensions (Overall L x W x H): 1.8" x 0.75" x 0.55"

Weight: .705 oz (*adapter only*)

Materials: Anodized 6061 Aluminum, stainless steel fasteners, Nylon knob

Wimberley, Inc.

1750 Broadway St
Charlottesville, VA
22902 USA

Phone: 1-434-529-8385

Toll Free: 1-888-665-2746 (USA & Canada)

www.tripodhead.com **info@tripodhead.com**

5 Year Warranty – See www.tripodhead.com/warranty.cfm for complete details

The Wimberley Cold Shoe

Nylon Thumbscrew

A large durable Nylon thumbscrew engages the Stainless Steel Clamping Pusher. It is captivated by the Stainless Stud. Withstands extreme abuse (tested)

Stainless Pusher

The spring loaded pusher clamps the foot in the cold shoe.

Mounting Thumbscrew

A 1/4-20 Stainless Steel screw with plastic knob is included to allow attachment to 3rd Party Flash Brackets.

Mounting Hole

A standard female 1/4-20 thread is used to mount the cold shoe onto your desired bracket, adapter or fastener.

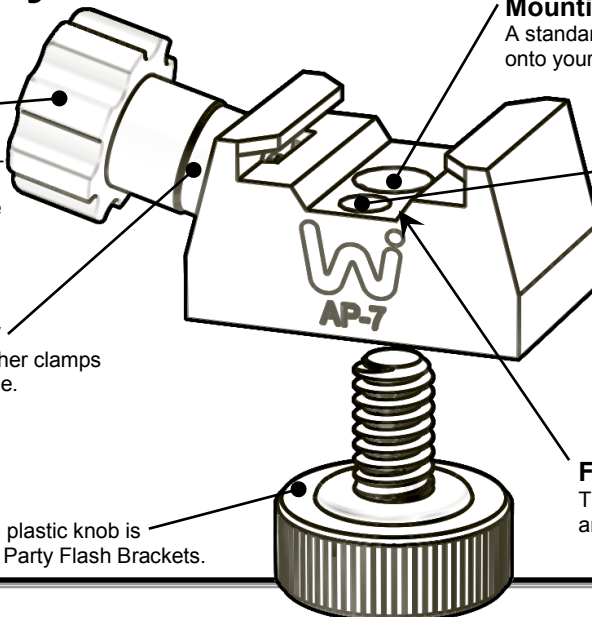
Anti-Rotation Set Screw



This set screw is useful for more permanent installations to keep the shoe from loosening or becoming misaligned (use included hex key) The screw has a nylon patch to prevent it from inadvertently loosening.

Flash Contact Cutout

The clamp has a channel cut in the top face with ample clearance to avoid contact with the flash



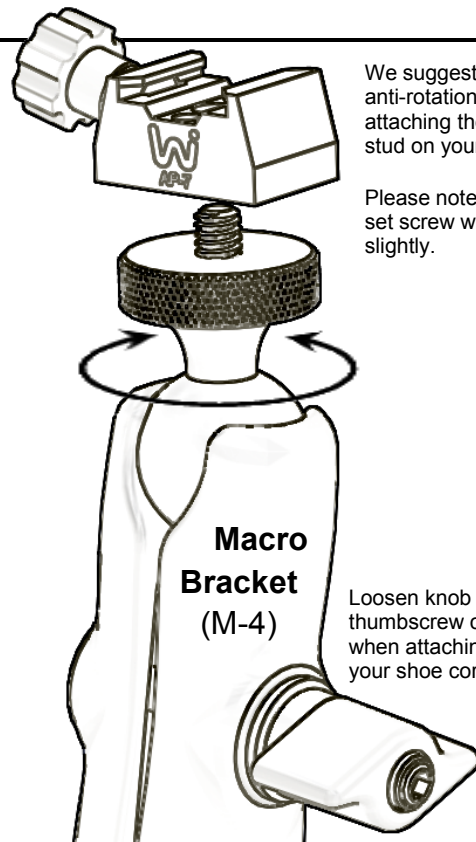
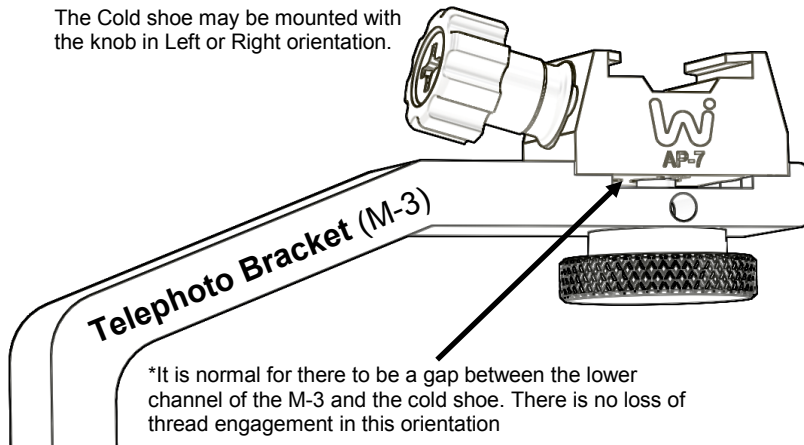
Instructions continued on back >>

– Installation Instructions

Using the AP-7 with your Wimberley Products:

The AP-7 mounts natively to the M3 (a component in the F-1, F-4, F-6, and F-9 Brackets). It is designed to lock into the M3's recessed flash mount without the need for using the anti-rotation set screw.

The Cold shoe may be mounted with the knob in Left or Right orientation.



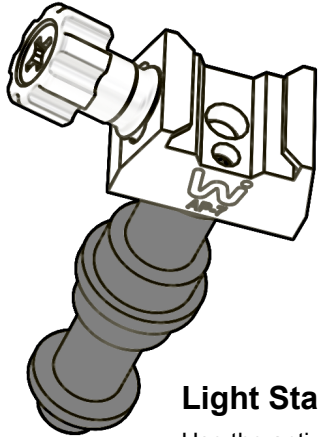
We suggest that you use the anti-rotation set screw when attaching the cold shoe to the stud on your M4.

Please note however that the set screw will mar the surface slightly.

Loosen knob so that ball and thumbscrew can spin freely when attaching the stud to your shoe cord or other device

Using the AP-7 with other standard 1/4-20 hardware

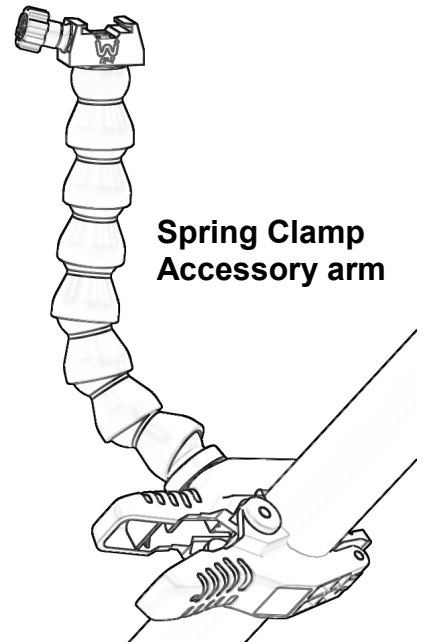
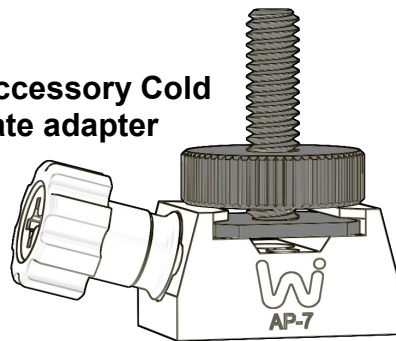
The AP-7 works with a large array of 1/4-20 mounting applications.



Light Stand Adapter

Use the anti-rotation set screw to prevent loosening by rotation.

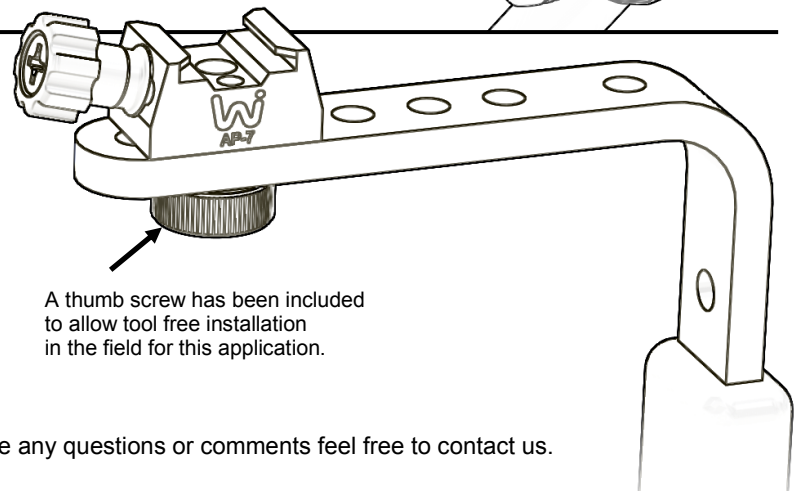
1/4-20 Accessory Cold Shoe Plate adapter



Spring Clamp Accessory arm

Using the AP-7 with a 3rd Party Flash Bracket:

The AP-7 has been designed to be compatible with popular economy Flash Brackets such as those made by Strobframe, Vello and others. Use set screw to lock rotation.



Thank you for your interest in Wimberley products. If you have any questions or comments feel free to contact us.